

FINANCIAL HIGHLIGHTS

	2012 USDm	2011 USDm (Restated)	Changes %
Turnover	3,852	3,667	+5.1%
EBITDA	389	339	+14.8%
EBIT	260	219	+18.6%
Profit attributable to Owners of the Company	201	152	+32.2%
Basic earnings per share (US cents)	11.42	9.47	+20.6%
Dividend per share (approx. US cents)	2.25	1.64	+37.3%

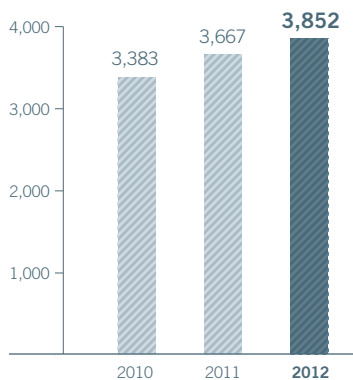
A thoughtful, comprehensive strategy and disciplined execution delivered record results

- ▶ Record sales
- ▶ Record profit
- ▶ Record cash flow

SALES TURNOVER

USDm

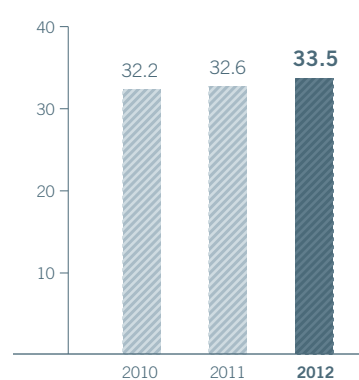
USD **3,852m**



GROSS MARGIN

%

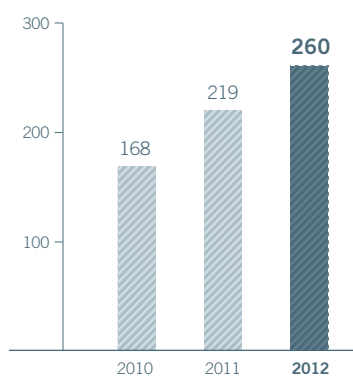
33.5%



EBIT

USDm

USD **260m**



BASIC EARNINGS PER SHARE

US cents

US **11.42 cents**

